








This tool allows you to view the practice results for the GP Patient Survey. This Department of Health survey, run by survey specialist Ipsos MORI, assesses patients' experiences of local NHS services.

Please note that not all differences (particularly at practice level) will be statistically significant. Caution is therefore advised when comparing findings at practice level.

Opening hours

THE KNOLL


Q25 How satisfied are you with the hours that your GP surgery is open?

Very satisfied	67	38%	
Fairly satisfied	67	38%	
Neither satisfied nor dissatisfied	17	10%	
Fairly dissatisfied	13	7%	
Very dissatisfied	4	2%	
I'm not sure when my GP surgery or health centre is open	7	4%	
Satisfied (total)	<u>134</u>	77%	
	175		

Q26 Is your GP surgery currently open at times that are convenient for you?

Yes	139	79%	
No	28	16%	
Don't know	8	5%	
	<u>175</u>		

Q27 Which of the following additional opening times would make it easier for you to see or speak to someone?

Before 8am	10	30%	
At lunchtime	2	6%	
After 6.30pm	21	64%	
On a Saturday	29	88%	
On a Sunday	13	39%	
None of these	1	3%	
	<u>33</u>		